

SERIES 4E.



4070E – 4080E – 4090E – 4100E
STAGE V



SERIES 4E.

Engine.

The extremely compact 3-cylinder FARMotion 35 engines (emission Stage V) have been specially developed for agricultural applications. Fuel consumption, emissions, vibrations and noise levels are extremely low. The FARMotion 35 engines are not only modest in terms of fuel consumption but also in terms of maintenance, requiring an oil change interval only after 600h.

Axles and brakes.

DEUTZ-FAHR has developed special front axles for the compact class of vehicle, which enables a steering angle of up to 55°. For the models 4070E and 4080E are both, 2WD and 4WD versions are available, while the models 4090E and 4100E are always equipped with 4WD. The differential lock and four-wheel drive are activated electrohydraulically and as standard is provided with 4 wheel braking (40 km/h models). Optionally the 4E can be also equipped with a hydraulic dual mode trailer brake system.



COMPACT FORMAT MEETS GREAT INNOVATION.



Driver platform.

Everyone can feel completely at ease on the driver's platform. The steering wheel and comfort seat are individually adjustable. There is plenty of space to allow freedom of movement, especially in the footwell. The controls are organised logically according to how often they are used and clearly identified with colour coding. Also for work during the night, up to 5 work lights are available.

Rear lift.

When it comes to rear lift, DEUTZ-FAHR proves once again just how versatile a compact utility model can be. The mechanical rear linkage is extremely accurate and offers sensitive control. It can lift up to 3500 kg. The category II rear linkage is available also with automatic couplers on the upper and lower links and mechanical side stabilisers. It is also available with the new Easy lift system, which allows the driver to lift and lower the rear linkage by a simple push of a switch.

Transmission.

The choice is yours. Different mechanical transmission variants are available. A simple transmission 4-speeds with creeper available for 2WD models (12+3) or a fully synchronised 5-speed transmission with creeper (15+15) with mechanical shuttle with a maximum speed of 40 Km/h - as option the ECO mode allows to reduce the engine rpm while travelling at max speed.

Farmyard, barn and light field work – the new Series 4E is the ideal tractor for smaller farms and private operations as well as local authorities and horticulture companies. There are four models to choose from available in both 2 and 4 wheel drive. The new 3-cylinder FARMotion 35 engines are powerful, reliable and ensuring a low fuel consumption, ranging from 66 Hp (48,9 kW) to 102 Hp (75 kW). Every customer can be certain to find the perfect utility tractor for their work profile here. The robust one-piece bonnet with its modern design made from high-quality steel makes it clear at first glance that this utility tractor is offering innovative technology in a compact format. The new Series 4E is both comfortable and stable in any situation. The driver's platform meets the highest standard of comfort. The dashboard provides clear information about all the operating

conditions. The steering wheel and driver's seat are adjustable. The controls have been laid out using the latest findings from ergonomic research. The rear lift and hydraulics offer outstanding versatility. Options include hydraulic pumps with 48 l/min or 56 l/min and up to three spool valves at the rear as well as different PTO configurations. Also available are the fully integrated front loader light and ready kit from factory.

BE CLOSE TO
YOUR WORKING
ENVIRONMENT.





Series 4E: you are certain
to find the perfect compact
tractor for your work profile.

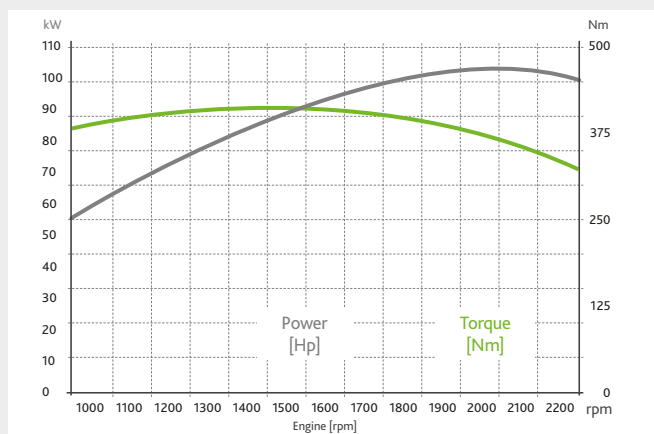
FARMOTION 35 ENGINE.

Compact format meets great power.

Hard at work under the newly designed bonnet are the extremely compact FARMotion 35 3-cylinder engines (emission Stage V). Especially developed for agricultural applications, these common rail engines feature electronic injection, optimised capacity, DOC+DPF (4070 and 4080E) or DOC+DPF+SCR (4090E and 4100E). FARMotion 35 engines are extremely efficient operating with extremely low consumption and emissions, with minimal vibrations and noise levels. Other new features include the compact cooling system with an enlarged cooling surface, intercooler, a fuel cooling system, optimised air flow with viscous fan, and the two-stage PowerCore air filter with dust ejector. Both systems support engine efficiency and are designed for long maintenance intervals as well as fast and straightforward service work.

Highlights

- FARMotion 35 engines with 2000 bar Common Rail injection
- Stage V compliance
- New extremely compact cooling system
- Two-stage PowerCore air filter



↑ 4100E power curve.



↑ Clean underbonnet layout.





TRANSMISSION AND PTO.

Compact format meets great precision.



Highlights

- 5-speed 15+15 gearbox
- 40 km/h or 40 km/h ECO
- Up to 3 PTO speeds

The right transmission for any operating profile and the right speed for any work – you can meet any challenge with the new Series 4E. Highly efficient with maximum precision - the choice is yours. A simple 12+3 speed transmission with creeper gear for speeds of 832 m/h to 30 km/h is available for 2WD version. A 15+15 shuttle transmission with creeper gear for speeds of 298 m/h to 40 km/h or 40 km/h ECO (achieving full



↑ 4-wheel brakes for highest safety.



↑ Mechanical PTO speed selector and engagement.



↑ Up to 3 PTO speeds.

road speed at just 1,800 rpm). The new Series 4E also offers a variety of options for the PTO equipment. There are four configurations to choose from: 540 or 540/540ECO or 540/540ECO/1000 or 540/540ECO plus ground-speed PTO. The PTO is activated mechanically, which ensures a smooth start.



Up to 3 distributors with flow regulator and free return.



New layout of spool valves control and EasyLift system.

HYDRAULIC SYSTEM AND LIFT.

Compact format meets great versatility.

Farmyard and barn work, loader and transport applications, field work and much more – the tasks of a utility tractor are extremely varied. When it comes to the attachment points of the new Series 4E, nothing is impossible. As always with DEUTZ-FAHR, the mechanical rear power lift is extremely accurate and offers sensitive control. Thanks to the new EasyLift system it is possible to increase the operating comfort significantly, for example in headlands in the field. With a simple push of a button the rear lift can be lifted or lowered. The category II three-point linkage is available with ball ends or automatic hooks on the upper and lower link arms and mechanical stabilisers. It can lift up to 3,500 kg. This means that powerful attachments can also be used. For the hydraulic equipment, there is a choice between 48 l/min or 56 l/min open centre pumps for one to three control units in the rear. The steering is operated by an independent pump in both versions. This means that the full hydraulic power is always available for the attachments.

Highlights

- 3,500 kg lifting capacity with EasyLift system
- 48 l/min or 56 l/min hydraulic flow
- Up to 6 rear outlets with flow regulator



EasyLift function for comfortable work.



DRIVER POSITION.

Compact format meets great comfort.



Highlights

- Redesigned driver's platform
- Rearranged controls
- FOPS-compliance sunroof availability



Adjustable steering column and digital cluster.



Sun roof canopy (available also with FOPS).


DEUTZ-FAHR always puts the focus on the driver prioritising safety and comfort. The steering wheel and comfort seat are individually adjustable. There is plenty of space to allow the driver to move freely, in particular in the footwell. Steps and handholds on both sides of the tractor make it extremely easy to climb in and through. The controls have been rearranged, organised logically according to how often they are used and clearly identified with colour coding. To highlight is the new layout of hydraulic levers, that now are in a more ergonomic and comfortable position. The central information display on the dashboard provides the driver with clear information about the tractor's operating

conditions, in digital and analogue form. The new Series 4E naturally offers an unobstructed view over all work areas. The driver can see everything, this not only makes the work more efficient, but also improves safety. The new foot mat made from insulating material enhances comfort, and minimises the amount of noise, vibration and heat to the driver. During night work up to 5 work lights brighten up the area around the tractor. Also available directly from the factory are 2 different front loader predisposition (Light or Ready kit) which are perfectly integrated in the tractor layout.

TECHNICAL DATA		Series 4E			
		4070	4080	4090	4100
ENGINE					
Model		FARMotion 35			
Emission level		Stage V			
Cylinders/Displacement	n°/cc	3 / 2.887			
VISCO cooling fan		●	●	●	●
Bore/Stroke	mm	103 / 115,5			
Aspiration		Turbo Intercooler			
Injection @ pressure	Type/bar	Common Rail @ 2.000 bar			
Max. power	kW/Hp	48,9 / 66	55,8 / 76	67 / 91	75 / 102
Rated power	kW/Hp	48 / 65	55,2 / 75	63,5 / 86	71,1 / 97
Max. torque	Nm	297	341	372	417
Torque rise	%	16	28	35	35
Fuel tank capacity	l	75		75	
AdBlue capacity	l	-		12	
EAT	System	DOC + DPF		DOC + DPF + SCR	
TRANSMISSION					
Model		T3300			
2 WD version					
Gearbox	n°	4 gears x 3 ranges			-
Shuttle	Type	Reverse gear			-
N° of speed	n°	12 + 3 (max speed 30 Km/h)			-
4 WD version					
Gearbox	n°	5 gears x 3 ranges			
Shuttle	Type	Mechanical			
N° of speed	n°	15 + 15 (max. speed 40 Km/h)			
N° of speed (OPT)	n°	15 + 15 (max. speed 40 Km/h at economy engine speed)			
HYDRAULICS AND LINKAGE					
Pump flow (STD)	l/min	48	48	48	48
Pump flow (OPT)	l/min	56	56	56	56
Rear spool valves	n°	1 / 2 / 3	1 / 2 / 3	1 / 2 / 3	1 / 2 / 3
Mechanical rear lift		●	●	●	●
Mechanical rear lift with EasyLift		○	○	○	○
Rear linkage lifting capacity (STD)	Kg	2.500	2.500	2.500	2.500
Rear linkage lifting capacity (OPT)	Kg	3.500	3.500	3.500	3.500
PTO					
Mechanical engagement		●	●	●	●
540		○	○	○	○
540/540ECO		●	●	●	●
540/540ECO/1000		○	○	○	○
540/540ECO + Groundspeed PTO		○	○	○	○
AXLES AND BRAKES					
Electrohydraulic 4WD engagement		●	●	●	●
Steering angle	degrees	55	55	55	55
4 wheel braking (4WD models only)		●	●	●	●
Mechanical Parking Brake		●	●	●	●
Hydraulic trailer brake		○	○	○	○
Front axle	Size	1	1	1	1
Electrohydraulic Diff Lock engagement		●	●	●	●
PLATFORM					
Mechanical suspended seat		●	●	●	●
Working lights		○	○	○	○
Telescopic steering column		○	○	○	●
Lateral controls layout		●	●	●	●
Sun roof		○	○	○	○
FOPS protection		○	○	○	○

● = standard ○ = option -- = not available

TECHNICAL DATA		Series 4E			
		4070	4080	4090	4100
FRONT LOADER					
Pre-arrangement light kit		○	○	○	○
Pre-arrangement ready kit with mechanical joystick		○	○	○	○
Front loader model		SOLID 35-18P	SOLID 35-18P	SOLID 35-18P	SOLID 35-18P
Overloading height	mm	3250	3250	3250	3250
Breakout force 900 mm before the pivot point	daN	2310	2310	2310	2310




TECHNICAL DATA		Series 4E			
		4070	4080	4090	4100
DIMENSIONS AND WEIGHTS					
With rear tyre	Size	16.9 R30"	16.9 R30"	16.9 R30"	16.9 R30"
Wheelbase (4WD) (A)	mm	2.100	2.100	2.100	2.100
Wheelbase (2WD)	mm	2.166	2.166	-	-
Centre rear axle – safety frame (C)	mm	1.798	1.798	1.798	1.798
Height (D)	mm	2.498	2.498	2.498	2.498
Width (max.) (E)	mm	1.839	1.839	1.839	1.839
Max. length (B)	mm	3.860	3.860	3.860	3.860
Weight (4WD)	Kg	2.950	2.950	3.050	3.050
Weight (2WD)	Kg	2.750	2.750	-	-
Total admissible load (4WD)	Kg	5.200	5.200	5.200	5.200
Total admissible load (2WD)	Kg	4.000	4.000	-	-

Technical data and figures are only provided for guidance. DEUTZ-FAHR is committed to continuously adapting its products to your requirements and therefore reserves the right to make updates without prior notice.

Marketing-Communication Service – Code 308.8955.3.4.0 – 02/22



To discover more please contact your dealer
or visit deutz-fahr.com.

DEUTZ-FAHR is a brand of  **SDF**

